

Section IX

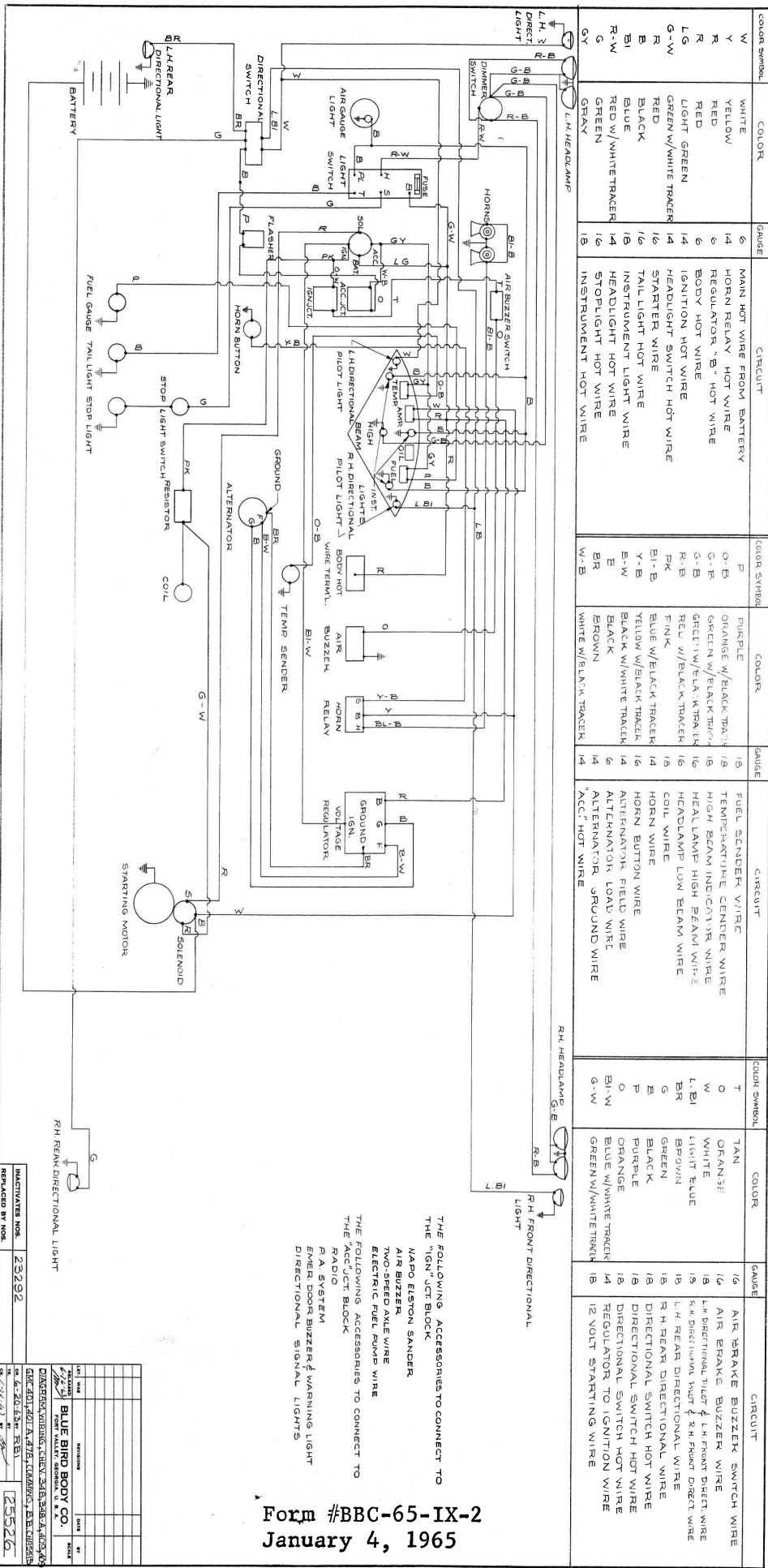
Wiring

Main body wiring is color coded for convenience and housed in channel above left windows. Snap open inspection plates are located at each front and rear. Air-plane type connectors assure positive contact and easy maintenance.

Chassis and engine wiring diagram is enclosed to aid you in servicing your unit properly.

ALWAYS GIVE PART NUMBER FOR EACH PART AND COMPLETE DESCRIPTION AND MANUFACTURER WHEN ORDERING PARTS.

Diagram, Wiring, Chev. 348, 348A, 409, 409A
GMC 401, 401A, 478, Cummins

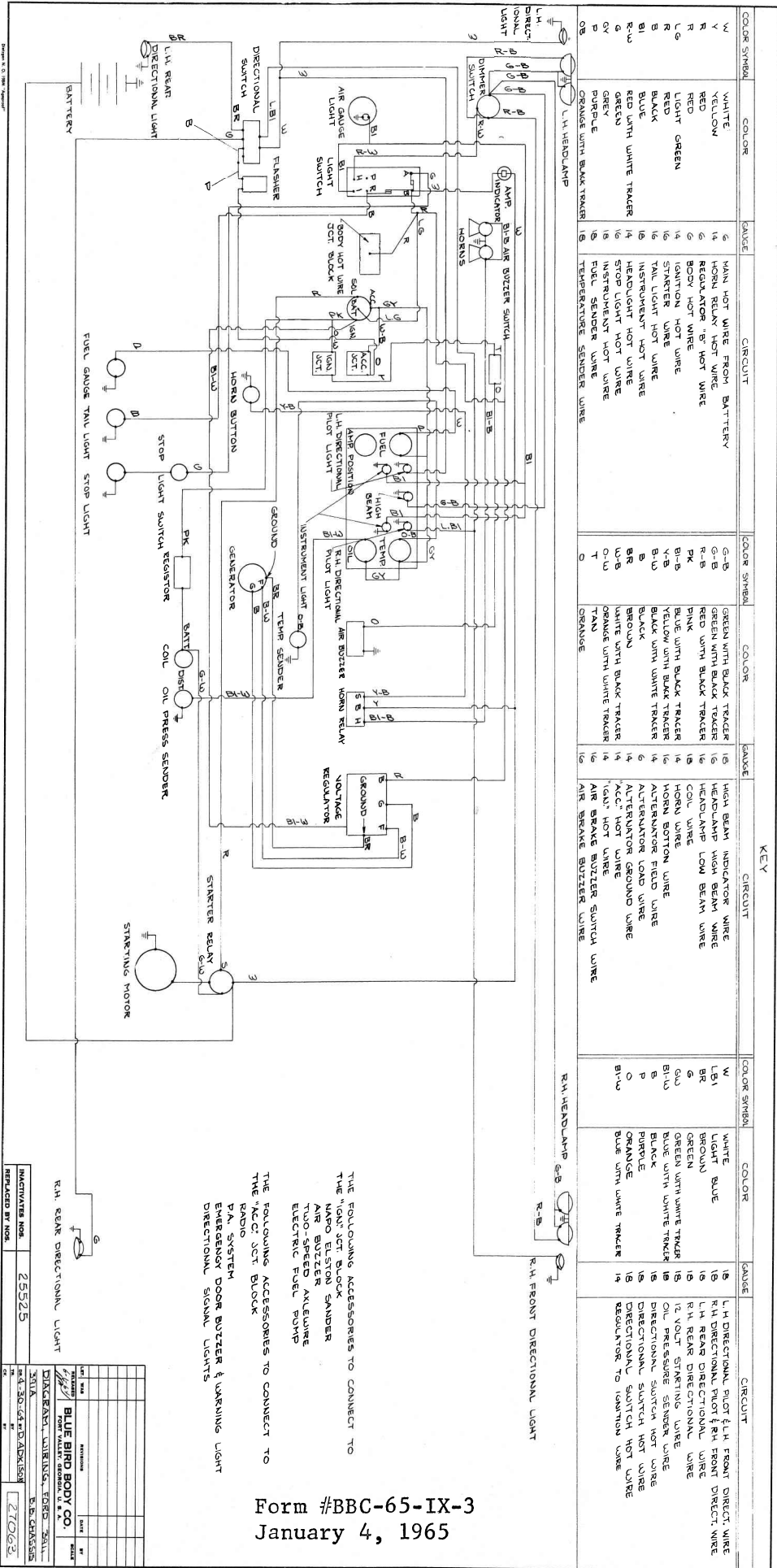


Form #BBC-65-IX-2
January 4, 1965

INACTIVATES NOS. 23292
REPLACES BY NOS.

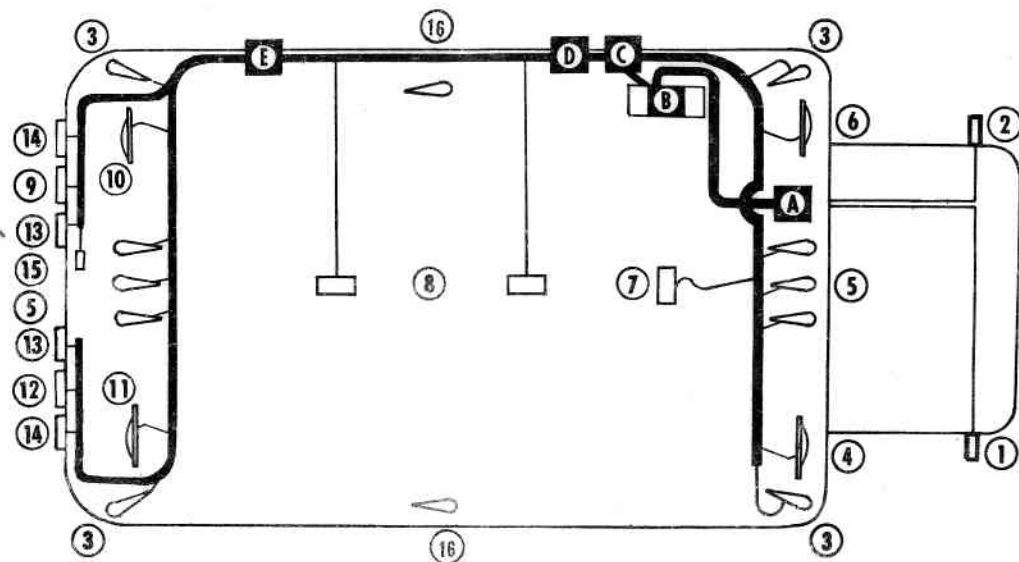
BLUE BIRD BODY CO.
25526

Diagram, Wiring, Ford 391, 391A



Form #BBC-65-IX-3
January 4, 1965

BODY WIRING DIAGRAM AND COLOR CODE



MISCELLANEOUS CIRCUITS			
ITEM	COLOR	ITEM	COLOR
STEPWELL LIGHT	GRAY	AUXILIARY PUMP	BLACK
SIDE DIRECTIONAL		SIDE CLEARANCE	GREEN
LEFT SIDE	L. BLUE	CHIME SYSTEM	PINK
RIGHT SIDE	RED	SANDERS	
DEFROSTER FAN	TAN	PILOT LIGHT	WHITE
VENTILATOR FANS	TAN	HOT LINE 10 GAUGE	BLACK
		RADIO AND PA SPEAKERS	BLACK
TWO-SPEED ELECTRIC WIPERS		BACK-UP LIGHTS	L. BLUE/BLK.
HOT FROM SWITCH PANEL	L. BLUE	POWER DOOR	
HOT FROM MOTOR	RED	HOT	PINK
RUN FROM MOTOR	GREEN	CLOSE	GRAY
PARK FROM MOTOR	BLACK	OPEN	L. BLUE
BODY HOT LINE 8 GAUGE	BLACK	BRAKE LIGHT PILOT ON DASH	L. BLUE
HEATERS AND DEFROSTERS		SOLENOID SWITCH 8 GAUGE	BLACK
HIGH SPEED	BROWN	WALK LIGHT	RED
LOW SPEED	ORANGE		

NO.	ITEM	COLOR	NO.	ITEM	COLOR	LET.	CONNECTION
1	RIGHT FRONT DIRECTIONAL	PINK	9	LEFT REAR DIRECTIONAL	BLUE	A	STEERING COLUMN SWITCH CONNECTIONS HARNES AND MISCELLANEOUS WIRES CONNECT TO SWITCHES MAIN HARNES RUNS DOWN FIRST BOW FRONT HARNES CONNECTS TO NINE CONDUCTOR CABLES REAR HARNES CONNECTS TO NINE CONDUCTOR CABLES
2	LEFT FRONT DIRECTIONAL	L. BLUE	10	LEFT REAR WARNING	BLACK	D	
3	CLEARANCE	GREEN	11	RIGHT REAR WARNING	YELLOW	C	
4	RIGHT FRONT WARNING	YEL./BLK	12	RIGHT REAR DIRECTIONAL	RED	O	
5	CLUSTER	GREEN	13	LOW STOP	GRN./WHT.	B	
6	LEFT FRONT WARNING	BLK./YEL	14	TAIL	GRN./BLK.		
7	DRIVER'S DOME	WHT./BLK	15	EMERGENCY DOOR BUZZER	RED/BLK.		
8	DOME	WHITE	16	INTERMEDIATE SIDE MARKER	GREEN		

BLUE BIRD BODY COMPANY