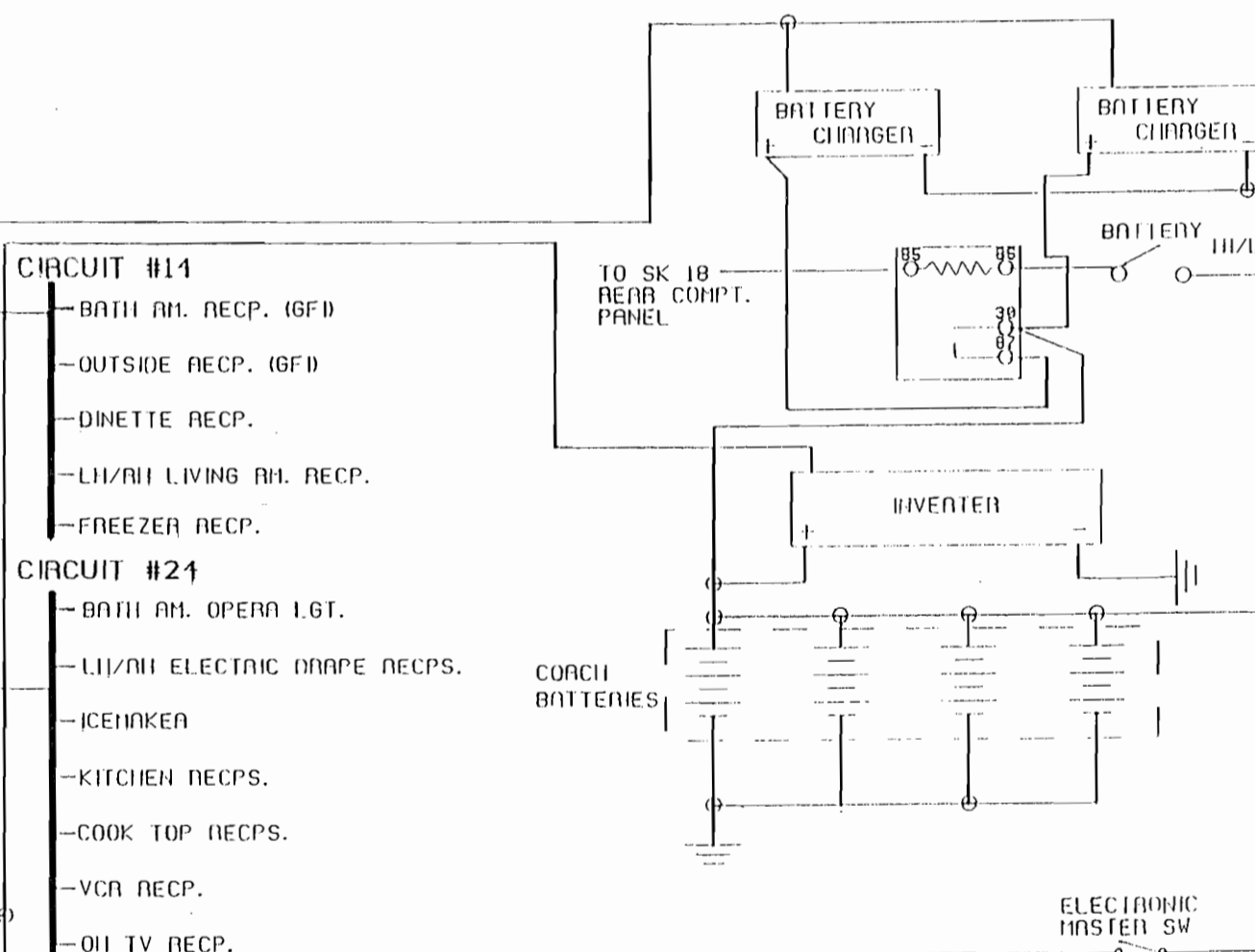
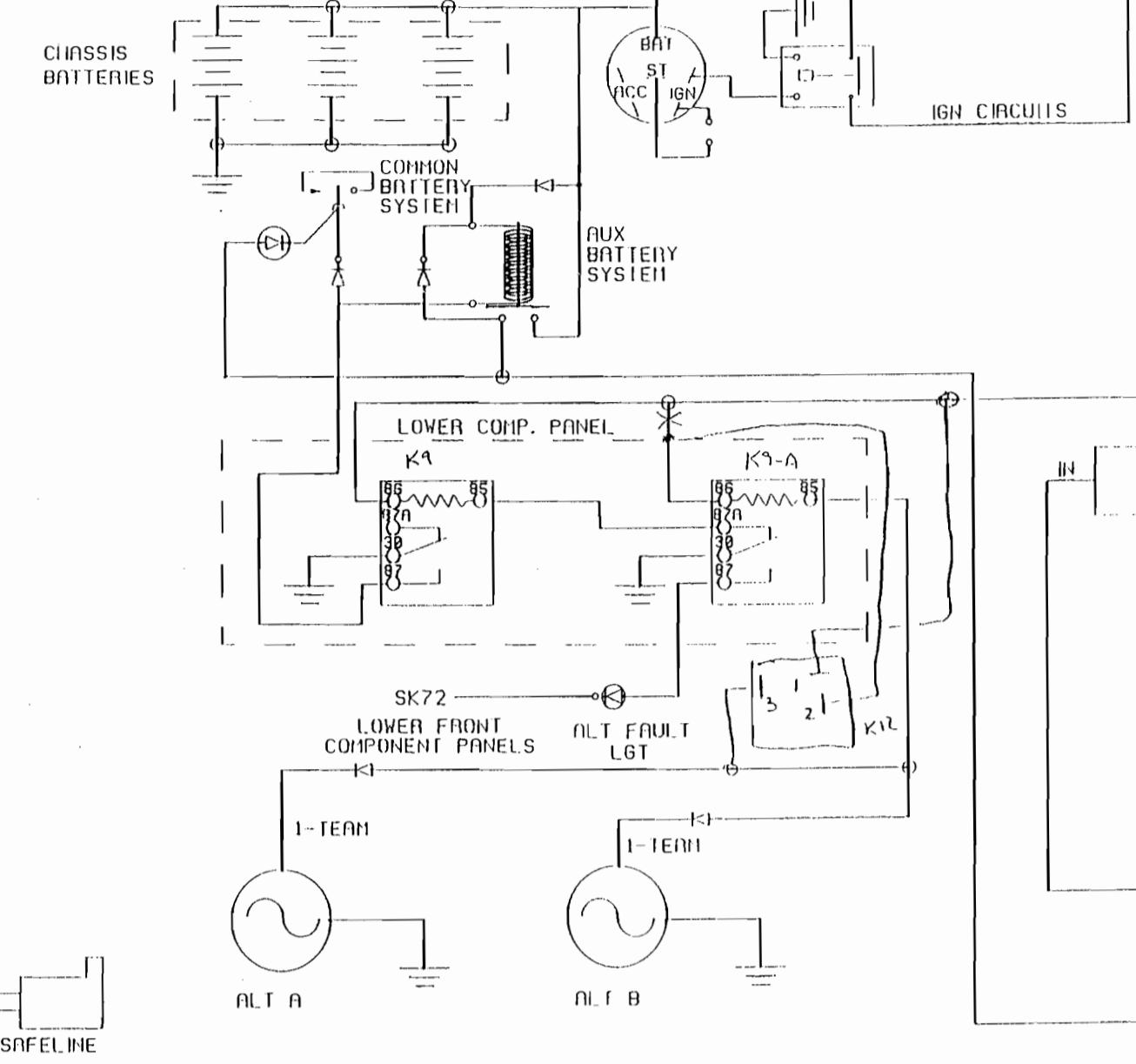
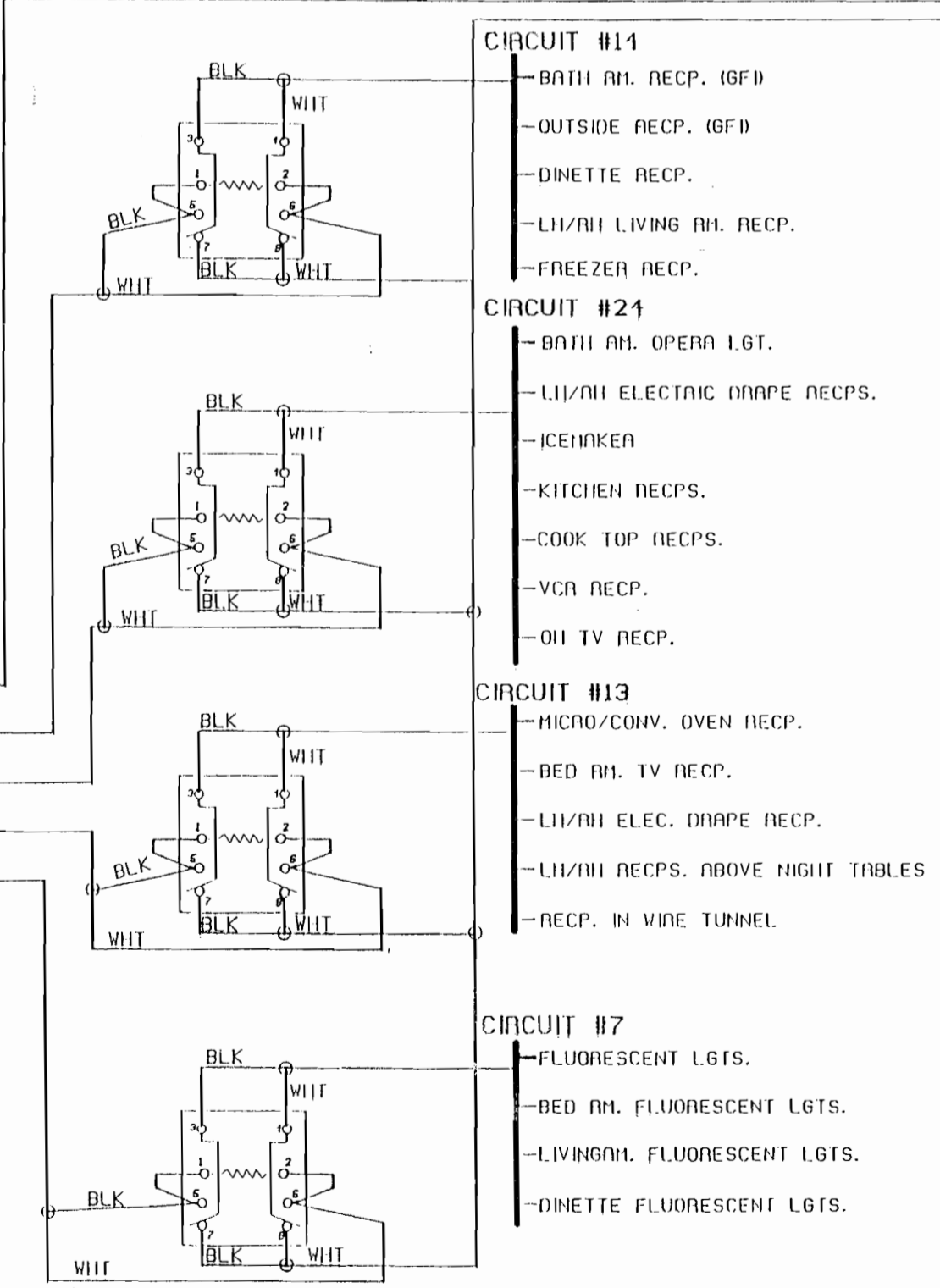


- 120V LOAD CENTER
- #1, INSTANT HOT, VOLT METER LEG, 15A
  - #2, FRONT A/C, FRONT ELEC HEAT, 20A
  - #3, ELECTRIC GRILLE RECP.
  - #4, DIMENSION HEAT, 15A
  - #6, REAR A/C, 20A
  - #9, ENGINE BLOCK & BATTERY HEATERS, 15A
  - #10, HEATED HOLDING TANKS, 20A
  - #12, WASHIE/DRYER, 15A
  - #15, AUX. AIR COMP., GARBAGE DISPOSAL, 15A
  - #21, WATER HEATER, 15A
  - #25, FREEZE HEATERS, 15A
  - #26, BATH RM. ELECTRIC HEATER, 15A
  - #27, DIMENSION HEAT, 15A
  - #28, REFRIGERATOR, 15A
  - #22, BATTERY CHARGERS, 20A
  - #14, BATH, OUTSIDE, REAR RECPs., 15A
  - #24, KITCHEN INVERTER RECPs., 20A
  - #13, MICRO/CONV OVEN & REAR RECPs., 20A
  - #7, FLUORESCENT LGTS., 15A

- REAR COMPONENT PANEL
- SK10, WATER BLOWOUT SW., WATER FILL SW., 15A/11
  - SK11, UPPER BED RM. FLUOR LGTS., 15A/11
  - SK12, BED RM. ANT. CNTL., 15A/11
  - SK13, PAROUS HEAT DELAYS, 10A/FUSE
  - SK14, AIR COND. DELAYS, 15A/11
  - SK15, AISLE LGTS., HEAT BARRIER FAN, 15A/11
  - SK16, BATH RM. CLOSET LGTS., 15A/11
  - SK17, BED RM. TV ANT. MOTOR, 15A/11
  - SK18, BED RM. DOOR LOCK SW., 15A/11
  - SK19, BATH EXHAUST FAN, BED RM. CLOSET LGTS., 15A/11
  - SK20, ENGINE COMPT. LGTS., 15A/11
  - SK21, CEILING LGTS., CAMERA DEFOG, 15A/11
  - SK22, LWB. BED RM. FLUOR LGTS., 15A/11

- REAR COMPONENT PANEL (CONTINUATION)
- SK23, SUMMER/WINTER VALVE RELAY, 15A/11
  - SK24, SECURITY LGT. SW., LIT LANDING LGTS., 15A
  - SK25, REAR PARKING LGTS., REAR HUB OGEN, 15A/11
  - SK26, BED RM. READING LGTS., 15A/11
  - SK27, BATH RM. ELEC. HEAT ENABLE RELAY, WATER PUMP SW. PWR., WATER PUMP SW. ON, WATER PUMP PWR., WATER PUMP SW. OFF, 15A/11



- CIRCUIT #14
- BATH RM. RECP. (IGFD)
  - OUTSIDE RECP. (IGFD)
  - DINETTE RECP.
  - LH/RH LIVING RM. RECP.
  - FREEZER RECP.
- CIRCUIT #21
- BATH RM. OPERA LGT.
  - LH/RH ELECTRIC RANGE RECPs.
  - ICEMILKER
  - KITCHEN RECPs.
  - COOK TOP RECPs.
  - VCR RECP.
  - OH TV RECP.
- CIRCUIT #13
- MICRO/CONV. OVEN RECP.
  - BED RM. TV RECP.
  - LH/RH ELEC. DRAPE RECP.
  - LH/RH RECPs. ABOVE NIGHT TABLES
  - RECP. IN WIDE TUNNEL
- CIRCUIT #7
- FLUORESCENT LGTS.
  - BED RM. FLUORESCENT LGTS.
  - LIVING RM. FLUORESCENT LGTS.
  - DINETTE FLUORESCENT LGTS.

- LOWER FRONT COMPONENT PANEL
- SK37, CB RADIO MEMORY, 2A/FUSE
  - SK38, CASSETTE & CD PLAYER MEMORY, 15A/11
  - SK39, EQUALIZER MEMORY, 1A/FUSE
  - SK40-SK43, SPARES
  - SK44, STEP SYSTEM ENABLE RELAY, 15A
  - SK45, CELLULAR PHONE PWR, 5A/FUSE

- FRONT OVERHEAD COMPONENT PANEL CIRCUIT BLOCK A
- SK10, TB20-ELECTRIC HEAT ENABLE, PAROUS HEAT CNTL., 15A/11
  - SK11, BUZZ 12V PWR, 15A/11
  - SK12, TO SK1 SK9 BUS REAR I.D. CTR., 30A
  - SK13, SPARE
  - SK14, TB1-LWB FAT COMPT. PANEL FUSE BLOCK, 15A/11
  - SK15, TB12-DISH CLK., 2A/FUSE
  - SK16, TB13-LPG LEAK DETECTION, 3A/FUSE
  - SK17, SYSTEMS MONITOR PANEL, 5A/FUSE
  - SK18, TB21-PAROUS HEAT BLWDRN, 10A/FUSE

- REAR COMPONENT PANEL
- SK1, BED RM. ALARM CLOCK, 2A/FUSE
  - SK2, BED RM. STEREO MEMORY, 2A/FUSE
  - SK3, SPARE
  - SK4, PAROUS PIN 1, 10A/FUSE
  - SK5-SK9, SPARES

- LOWER FRONT COMPONENT PANEL
- SK55, PARKING LGT., 15A
  - SK56, STOP LGT. SW. PWR., 15A
  - SK57, HORN, 15A
  - SK58, HAZARD LGTS., REAR DIRECTIONAL LGTS., 15A
  - SK59, FLASHER DIRECTIONAL LGTS., 15A/FUSE
  - SK60, 12V FILTER, 30A/11
  - SK61, SPARE
  - SK62, SPARE
  - SK63, UTILITY COMPT. LGT., B.U.T. SYSTEM, 15A/11

- LOWER FRONT COMPONENT PANEL
- SK64, LEVEL WARNING, IGN DELAY ON FAT. HEAT LGT. ALERT, 15A
  - SK2, RH W/S WIPER, 15A
  - SK3, LH W/S WIPER DRIVING LGT. ELEC. VALVE, 15A
  - SK4, RADAR DETECTOR, 15A/11
  - SK5, RH FRONT HEAT, 15A/11
  - SK6, LH FRONT HEAT, 15A/11
  - SK7, DEFROST, 15A
  - SK8, HEAT MODULATOR, DOOR LOCK LGT., FRONT HEAT PUMP, 15A
  - SK9, AUX BATTERY ENABLE, 15A

- LOWER FRONT COMPONENT PANEL
- SK64, HIGH IDLE/PARKING BRAKE PRESS. SW., COOLANT LEVEL MODULE, NEUTRAL SAFETY RELAY, 15A
  - SK65, RETARDER LGT. (STOP LGT. SW., RETARDER STOP LGTS., ATCC ECU PWR., RETARDER RELAY, 15A
  - SK66, BACK-UP LGTS., SUSP. DUMP RELAY, 15A
  - SK67, UPPER DASH 12V IGN, LOW AIR BUZZ, QUICK START, 15A
  - SK68, RADAR FILTER, ENGINE FAN, 15A
  - SK69, STEP IGN. TRIGGER, LEVEL JACK IGN., 15A
  - SK70, LOW FUEL/CNTN. SENDER, LOWER DASH 12V IGN, AIR OYER, 15A
  - SK71, DIRECTIONAL LGTS, COL. SW., 15A
  - SK72, LOWER DASH LEOS, PWR., 15A

- LOWER FRONT COMPONENT PANEL
- SK18, ELECTRONIC MASTER SW. (FILTERED), 30A/11
  - SK11, BURGLAR ALARM, 15A
  - SK12, STEP SYSTEM PWR, 15A
  - SK13, CELLULAR PHONE MEMORY, 5A/FUSE
  - SK14-SK10, SPARES
  - SK19, OS COMPT. LGTS., 15A/11
  - SK20, REAR VIEW CAMERA, ELEC. SEAT LIT, 15A/11
  - SK21, RH-DRIVING LGTS., 15A
  - SK22, PILOT FLUOR. LGT., DOOR LOCK, 15A/11
  - SK23, RECP., 12 VDC, 15A/11
  - SK24, LEVEL JACKS MASTER, 15A/11
  - SK25, O.S. HORN REMOTE CNTL., O.S. HORN HEAT, 15A
  - SK26, AUX AIR COMPRESSOR RELAY, 15A/11
  - SK27, DRIVING LGT., 15A
  - SK28, CLEARANCE LGT., 15A
  - SK29, POWER AMP, FRONT UPPER, 30A/11
  - SK30, PARKING LGTS., 15A
  - SK31, HEAD LGT. PWR., 25A
  - SK32, SUSP. DUMP AIR VALVE, TAG DUMP AIR VALVE, RH & LH AIR VENT AIR VALVES, 15A
  - SK33, GENERATOR ACTUATOR, 30A
  - SK34, STEP LGTS., 15A
  - SK35-SK36, SPARES

- FRONT OVERHEAD COMPONENT PANEL CIRCUIT BLOCK B
- SK19, AUX BATTERY RELAY, 15A
  - SK20, SPARE
  - SK21, CHASSIS A/C COMPRESSOR, CHASSIS A/C T-STAT SW., 15A
  - SK22, REFRIGERATION IGN. LOCK, 15A/11
  - SK23, SPARE
  - SK24, CHASSIS A/C FAN SW. LH, A/C CONDENSEN RELAY, CHASSIS A/C T-STAT SW., CHASSIS A/C SWITCH, LH, CHASSIS A/C SWITCH, RH, 15A
  - SK25, CHASSIS A/C FAN SW. RH, 15A
  - SK26, TB29-CHASSIS HEAT PUMP, 15A/11
  - SK27, TRIP ODDMETER/TV ANT. LGT., SAFELINE LGT. & BUZZ/RADAR LGT. TO IGN. CIRCUIT RELAY, 15A/11

- FRONT OVERHEAD COMPONENT PANEL CIRCUIT BLOCK A
- SK1, TB1-CEILING LGTS. (OPT), 15A/11
  - SK2, TB2-FLUOR. LGTS. KIT OHC TB3-READING LGTS. LIVING RM., 15A/11
  - SK3, TB18-TO PAROUS T-STAT TB19-TO PIN #5 FRONT PAROUS, 10A/FUSE
  - SK4, TB4-LIVING RM. VENT FAN, 15A/11
  - SK5, TB5-KIT KOOL-O-MATIC FAN TB10-LIVING RM. KIT T-STAT, LIT KOOL-O-MATIC, 15A/11
  - SK6, TB7-KIT STOVE LGT., 15A/11
  - SK7, TB8-KIT/DINETTE UPPER FLUOR LGTS., 15A/11
  - SK8, TB9-MICROPHON TOILET, 15A/11
  - SK9, TB15- RH LANDING LGT. SW., TB16-RH LANDING LGTS., 15A/11

- FRONT OVERHEAD COMPONENT PANEL CIRCUIT BLOCK B
- SK28, ENGINE PREHEAT, 15A/11
  - SK29, TV ANT. MOTOR, 2A/FUSE
  - SK30, DOOR CHIME, 2A/FUSE
  - SK31, SPOT LGT. DIR. CNTL. A/B SW., 2A/FUSE
  - SK32, TV ANT. UP/DOWN, 15A/11
  - SK33, TV ANT. AMP, 15A/11
  - SK34, SPOT LGT. SPOT/OFF/FLOOR SEL. SW., SPOT LGT. ROTARY SPEED CNTL., 15A/11
  - SK35, AIR HORN SOL., TV IGN. INT. RELAY, 15A/11
  - SK36, SPARE

- FRONT OVERHEAD COMPONENT PANEL CIRCUIT
- SK37, COPILOT FLUOR LGT., PONCH LGT., 15A/11
  - SK38, DINETTE LWB. FLUOR/OH (H) LGT. CEILING FIXTURES-DIN, 15A/11
  - SK39, LIVING RM. FLUOR LGTS UPPER, 15A/11
  - SK40, REAR COMP. SEAT, ENTRANCE DOOR LOCK, PWR., 15A/11
  - SK41, INFINITY TABLE LGT., OUTSIDE ELEC. GRILLE RELAY, 15A/11
  - SK42, COPILOT SEAT CNTLS., 15A/11
  - SK43, BATH RM. FLUOR LGTS. RH, 15A/11
  - SK44, DINETTE TABLE MOTOR, 15A/11
  - SK45, LIVING RM. FLUOR LGTS. LOWER, 15A/11
  - SK46, READING LGTS. DINETTE & RH LIVING RM. (H) LGT. CEILING FIXTURE VISTA LGTS., DECORATIVE HORN LGTS., 15A/11
  - SK47-SK49, SPARES
  - SK49, DOOR LOCK MODULE PWR., 5A/FUSE
  - SK50, DOOR LOCK MODULE PWR., 1A/FUSE
  - SK51, TB11-PAROUS HEAT LH COMPT., 15A/11
  - SK52, PAROUS HEAT RH COMPT., 15A/11
  - SK53, SPARE
  - SK54, FREEZER, 30A/11

MATERIAL:

FLAT SIZE:

FINISH	COLOR OR TYPE
RAW <input type="checkbox"/>	PAINT <input type="checkbox"/>
PRIME <input type="checkbox"/>	PLATING <input type="checkbox"/>
	OTHER <input type="checkbox"/>

TOLERANCES ON ALL DIMENSIONS IS PLUS

NO MINUS UNLESS OTHERWISE SPECIFIED.

INACTIVES NOS: 3983038

LET	REVISIONS	DR.	APP.	CK.	ECN
9111	Blue Bird Wander Lodge				
DIAGRAM, ELECTRICAL SYSTEMS					
DR. 8-7-92 BY C. HALLAM SIZE					

*Handwritten signature*